



# SERVICE NEWS

## Robin Engine

RS-256  
November-1996

**FUJI HEAVY INDUSTRIES LTD.**  
INDUSTRIAL PRODUCTS DIV.

MODEL	SUBJECT
EH12, EH17 EH30, EH34	Change of valves and valve spring retainer.

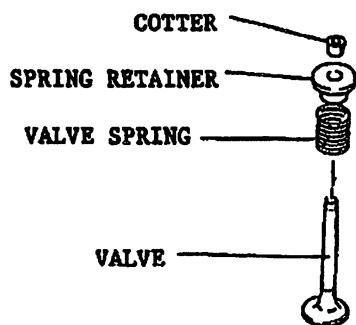
This Service News notifies the change of valves and valve spring retainer system for EH12D/B, EH17D/B, EH30D/B and EH34D/B engines.

■ **PURPOSE :**

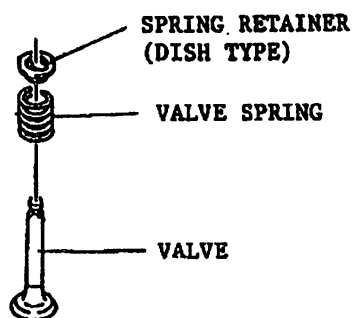
To improve engine reliability.

■ **OUTLINE OF THE CHANGE :**

The valve retainer system has been changed from a dish type retainer to a retainer and cotter system.



**After the change**



**Before the change**

■ **EXECUTION :**

This change has been applied from October 1996 production and after.

Starting serial numbers are as follows : EH12...#1022189 / EH17...#1134913

EH30...#1033819 / EH34...#1053613

NOTE : This change is not applicable to EH30V and EH34V.

■ **CHANGED PARTS AND INTERCHANGEABILITY :**

(1) EH12 and EH17

No.	Description	After the change		Interchangeability	Before the change	
		Part number	Q'ty		Part number	Q'ty
1	INTAKE VALVE	253-33401-03	1	See *NOTE below New      Old ←X→	238-33401-33	1
2	EXHAUST VALVE	253-33502-03	1		238-33501-03	1
3	VALVE SPRING	253-33601-03	2		237-33601-03	2
4	SPRING RETAINER	132-09KA0-40	2		237-33701-23	2
5	COLLET, VELVE	132-10KA0-31	2		—	—

(2) EH30 and EH34

No.	Description	After the change		Interchangeability	Before the change	
		Part number	Q'ty		Part number	Q'ty
1	INTAKE VALVE	246-33411-03	1	See *NOTE below New      Old ←X→	246-33401-03	1
2	EXHAUST VALVE	246-33511-03	1		246-33501-03	1
3	VALVE SPRING	246-33611-03	2		246-33601-03	2
4	SPRING RETAINER	246-33711-03	2		246-33701-03	2
5	COLLET, VELVE	246-35501-03	2		—	—

\*NOTE : Changed parts are interchangeable (New←O→Old) when all items Nos. 1 through 5 are replaced at the same time.



# SERVICE NEWS

## Robin Engine

RS-305  
May-2001

 **FUJI HEAVY INDUSTRIES LTD.**  
INDUSTRIAL PRODUCTS DIV.

MODEL	SUBJECT
EH30,EH34	Change of Intake, Exhaust Valve and addition of Stem Seal.

This Service News notifies the change of Intake and Exhaust Valve,  
and addition of Stem Seal.

■ **PURPOSE :**

To reduce consumption (To conform to American exhaust emission regulation.)

■ **OUTLINE OF THE CHANGE :**

Stem diameter of Intake and Exhaust Valves were changed from 6.6mm to 6.0mm  
and Stem Seal was installed.

■ **DETAIL OF THE CHANGE :**

Refer to page 2 through 3.

■ **CHANGE OF PARTS NUMBER and INTERCHANGEABILITY :**

Refer to page 4 through 5.

■ **EXECUTION :**

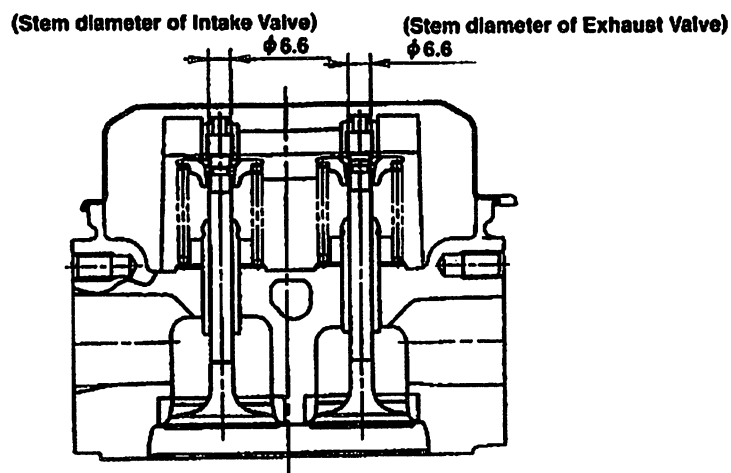
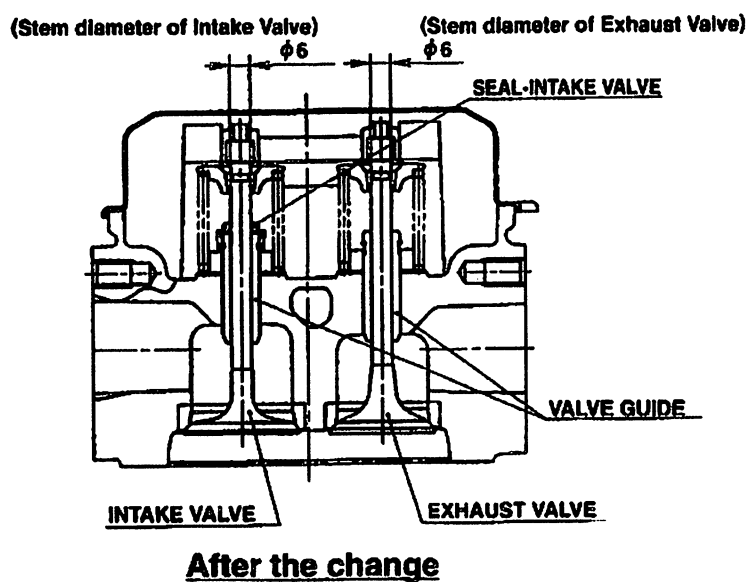
This change has been applied from January 2001 production.

The starting serial numbers are : EH30 ; #1041967

EH34 ; #1131503

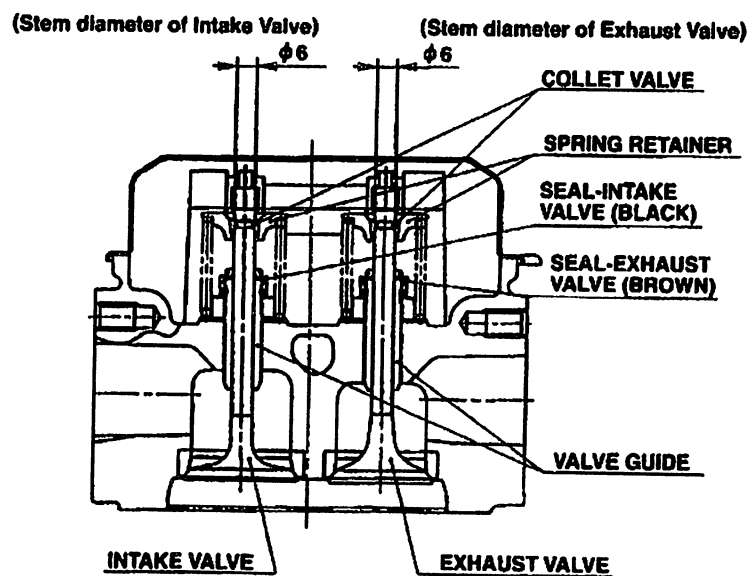
■ **DETAIL OF THE CHANGE :**

1) Type D, Type B [STD]

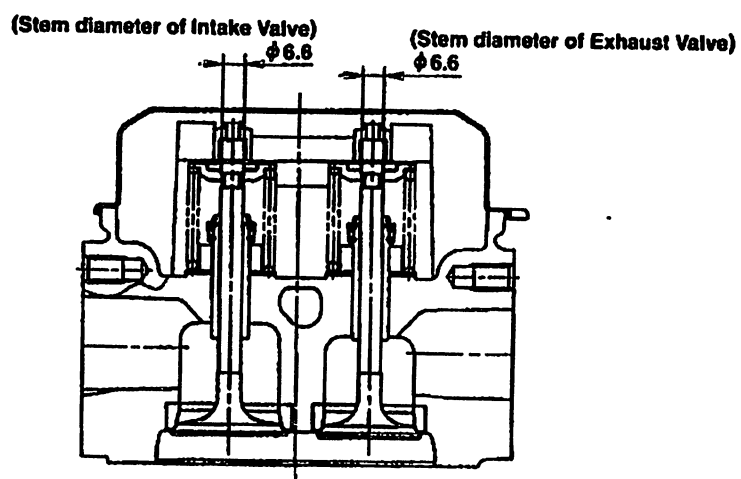


**Before the change**

## 2) Type V



**After the change**



**Before the change**

■ CHANGE OF PARTS NUMBER and INTERCHANGEABILITY :

1) EH30D,B

No.	Part Name	After the change		Interchangeability		Before the change		Remarks
		Part number	Q'ty	Individual	Set	Part number	Q'ty	
①	CYLINDER HEAD CP	246-13001-51	1	No New Old ↔X↔	Yes New Old ↔X↔ When changed together with ①, ④, ⑤ at the same time.	246-13001-41	1	STD (Including ②, ③)
②	SEAL-INT VALVE	(132-07AA0-50)	1	No New Old ↔X↔		—	—	
③	CLIP	(056-51000-40)	1	No New Old ↔X↔		(056-51000-30)	1	
④	INTAKE VALVE	263-33401-03	1	No New Old ↔X↔		246-33411-03	1	
⑤	EXHAUST VALVE	263-33502-03	1	No New Old ↔X↔		246-33511-03	1	

2) EH30V

No.	Part Name	After the change		Interchangeability		Before the change		Remarks
		Part number	Q'ty	Individual	Set	Part number	Q'ty	
①	CYLINDER HEAD CP	246-13302-31	1	No New Old ↔X↔	Yes New Old ↔X↔ When changed together with ①, ②, ③, ④, ⑤ at the same time.	246-13302-21	1	V-STD (Including ②, ③)
②	SEAL-INT VALVE	(132-07AA0-50)	1	No New Old ↔X↔		—	—	For Intake (Black)
③	SEAL-EXH VALVE	(132-11AA0-50)	1	No New Old ↔X↔		—	—	For Exhaust (Brown)
④	OIL SEAL	—	—	No New Old ↔X↔		(239-16302-13)	2	
⑤	INTAKE VALVE	263-33401-03	1	No New Old ↔X↔		246-33401-03	1	
⑥	EXHAUST VALVE	263-33502-03	1	No New Old ↔X↔		246-33501-03	1	
⑦	SPRING RETAINER	246-33711-03	2	No New Old ↔X↔		246-33701-13	2	
⑧	COLLET VALVE	246-33501-03	4	No New Old ↔X↔		—	—	

### 3) EH34D,B

No.	Part Name	After the change		Interchangeability		Before the change		Remarks
		Part number	Q'ty	Individual	Set	Part number	Q'ty	
①	CYLINDER HEAD CP	247-13011-31	1	No New Old ←X→	Yes New Old ←X→ When changed together with ①, ⑤, ⑥ at the same time.	247-13011-21	1	STD (Including ③, ④)
②	CYLINDER HEAD CP	247-13101-31	1	No New Old ←X→	Yes New Old ←X→ When changed together with ②, ⑤, ⑥ at the same time.	247-13101-21	1	For RGV6100 etc. (Including ③, ④)
③	SEAL-INT VALVE	(132-07AA0-50)	1	No New Old ←X→		—	—	
④	CLIP	(056-51000-40)	1	No New Old ←X→		(056-51000-30)	1	
⑤	INTAKE VALVE	263-33401-03	1	No New Old ←X→		246-33411-03	1	
⑥	EXHAUST VALVE	263-33502-03	1	No New Old ←X→		246-33511-03	1	

### 4) EH34V

No.	Part Name	After the change		Interchangeability		Before the change		Remarks
		Part number	Q'ty	Individual	Set	Part number	Q'ty	
①	CYLINDER HEAD CP	247-13302-31	1	No New Old ←X→	Yes New Old ←X→ When changed together with ①, ⑤, ⑥, ⑦, ⑧ at the same time.	247-13302-21	1	V-STD (Including ②, ③)
②	SEAL-INT VALVE	(132-07AA0-50)	1	No New Old ←X→		—	—	For Intake (Black)
③	SEAL-EXH VALVE	(132-11AA0-50)	1	No New Old ←X→		—	—	For Exhaust (Brown)
④	OIL SEAL	—	—	No New Old ←X→		(239-16302-13)	2	
⑤	INTAKE VALVE	263-33401-03	1	No New Old ←X→		246-33401-03	1	
⑥	EXHAUST VALVE	263-33502-03	1	No New Old ←X→		246-33501-03	1	
⑦	SPRING RETAINER	246-33711-03	2	No New Old ←X→		246-33701-13	2	
⑧	COLLET VALVE	246-33501-03	4	No New Old ←X→		—		